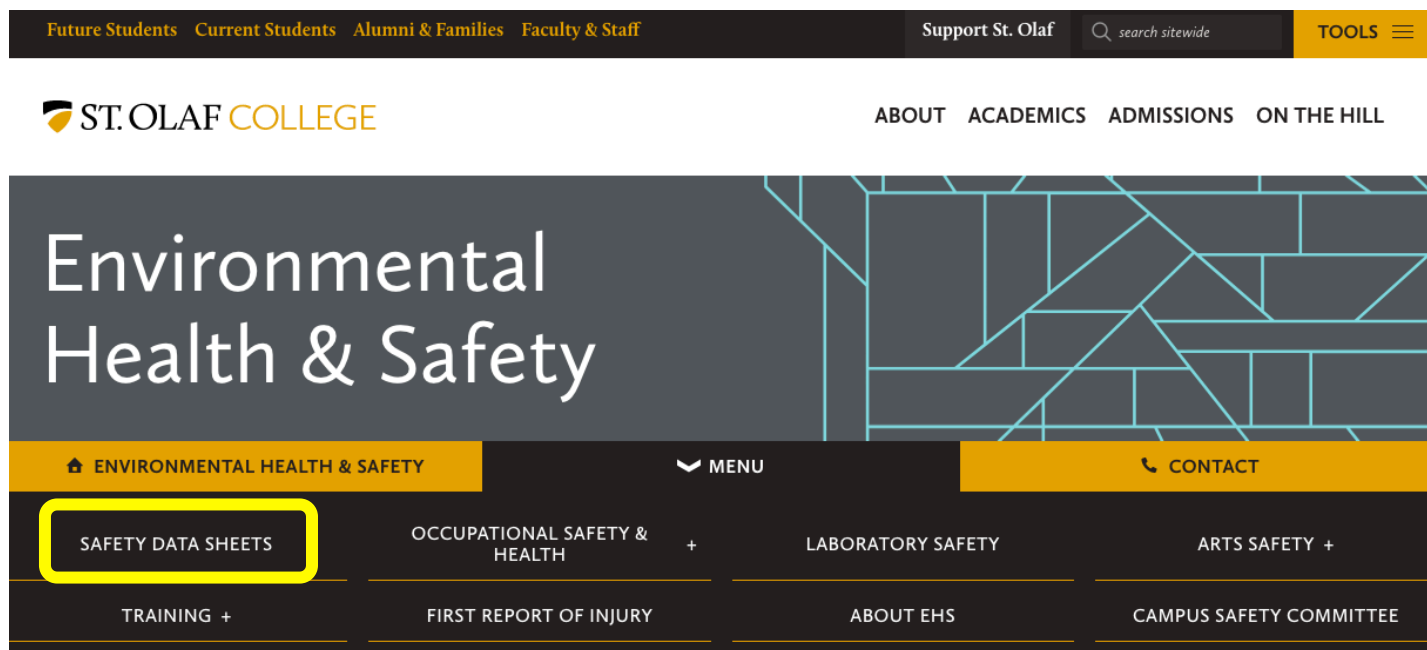


How To Access Safety Data Sheets

I. From the Facilities, EHS, Arts, or Laboratory Safety homepages ...

- Use the drop-down menu & click on “Safety Data Sheets” or “MSDS Online”



Future Students Current Students Alumni & Families Faculty & Staff Support St. Olaf search sitewide TOOLS

ST. OLAF COLLEGE ABOUT ACADEMICS ADMISSIONS ON THE HILL

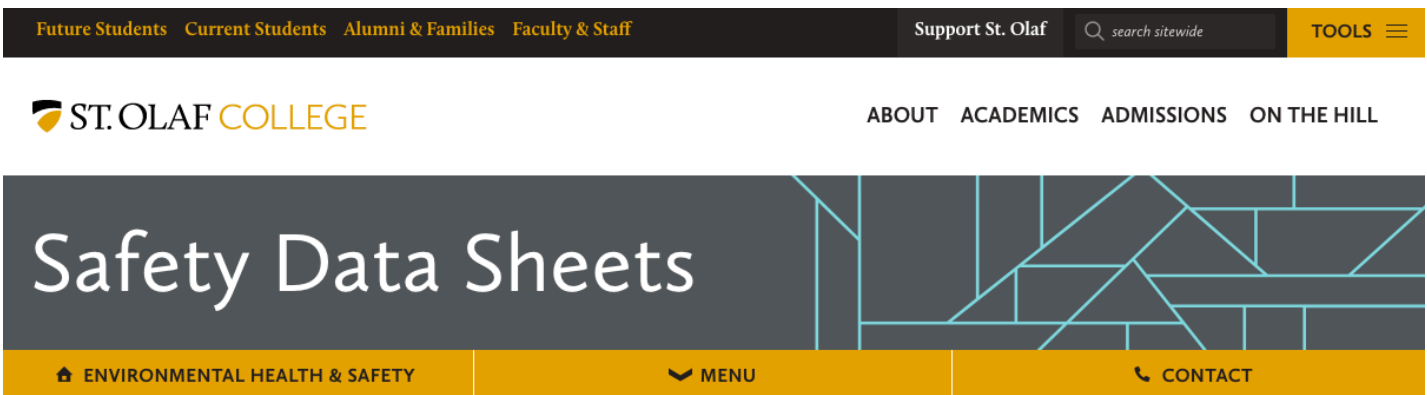
Environmental Health & Safety

ENVIRONMENTAL HEALTH & SAFETY MENU CONTACT

SAFETY DATA SHEETS OCCUPATIONAL SAFETY & HEALTH + LABORATORY SAFETY ARTS SAFETY +

TRAINING + FIRST REPORT OF INJURY ABOUT EHS CAMPUS SAFETY COMMITTEE

2. Click on “Online Database of Safety Data Sheets” ...



Future Students Current Students Alumni & Families Faculty & Staff Support St. Olaf search sitewide TOOLS

ST. OLAF COLLEGE ABOUT ACADEMICS ADMISSIONS ON THE HILL

Safety Data Sheets

ENVIRONMENTAL HEALTH & SAFETY MENU CONTACT

EHS / Safety Data Sheets


[St. Olaf College Online Database of Safety Data Sheets](#) (requires STO Username & Password)

[Instructions: How use the Online SDS Database](#)

[Reference/review material for understanding Safety Data Sheets and GHS](#)

How To Access Safety Data Sheets

3. Login with your St. Olaf credentials...



The login form features the St. Olaf College logo at the top. Below the logo is a "Login With Google" button with the Google logo. Underneath is the word "or". The form includes a "Username" field, a "Password" field with an eye icon for visibility, a "Remember Me" checkbox, and a black "Log In" button.

4. Click on “St. Olaf Safety Data Sheets” ...

[Future Students](#) [Current Students](#) [Alumni & Families](#) [Faculty & Staff](#)

[Support St. Olaf](#)

[search sitewide](#)

TOOLS 

 ST. OLAF COLLEGE

[ABOUT](#) [ACADEMICS](#) [ADMISSIONS](#) [ON THE HILL](#)

St. Olaf College Safety Data Sheets

 ENVIRONMENTAL HEALTH & SAFETY

 MENU

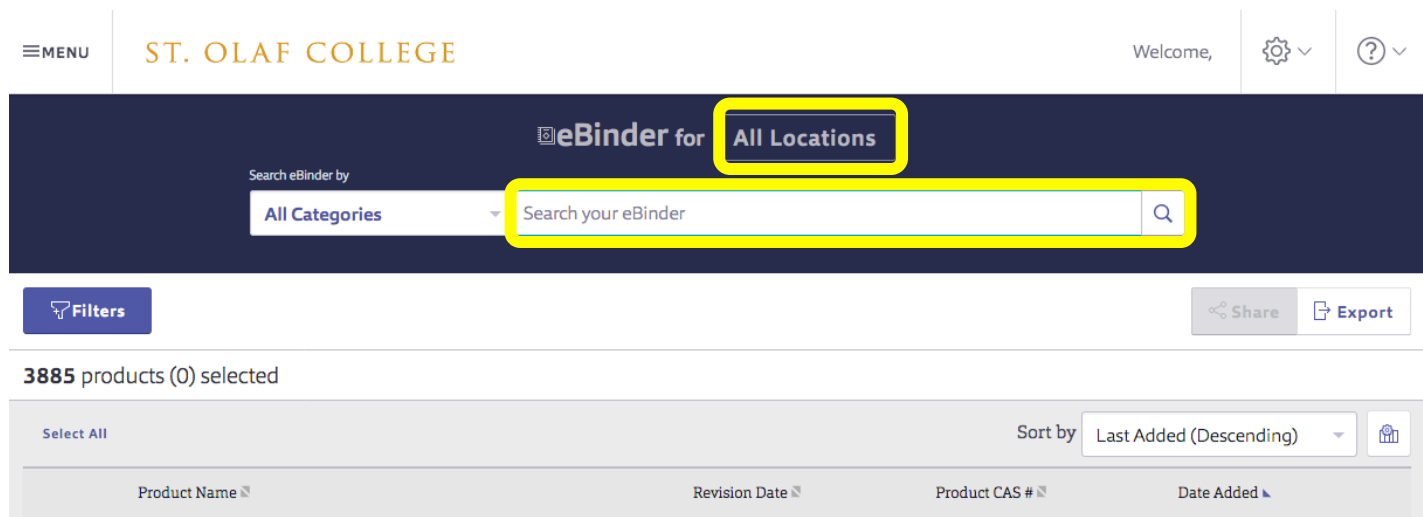
 CONTACT

Access the [St. Olaf Safety Data Sheets here.](#)

How To Access Safety Data Sheets

5. You will see this main page. You can search using one of two options...

- Use the **Search Bar**
- Search by **Location**



ST. OLAF COLLEGE

Welcome, [Settings] [Help]

eBinder for **All Locations**

Search eBinder by

All Categories Search your eBinder [Search]

Filters [Share] [Export]

3885 products (0) selected

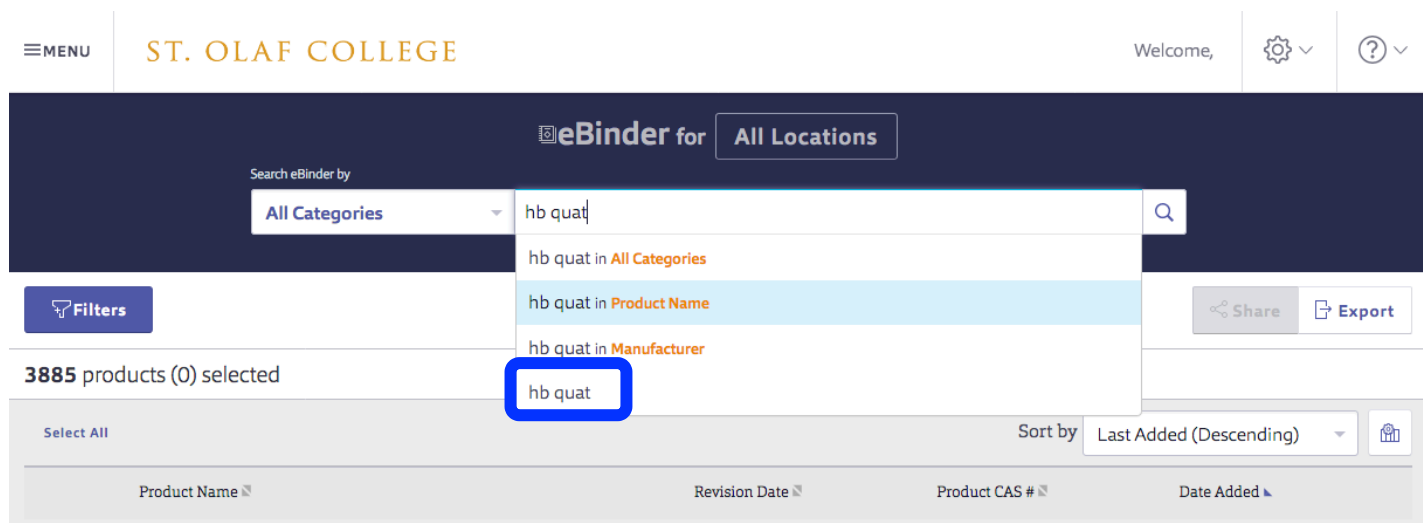
Select All Sort by Last Added (Descending) [Grid]

| Product Name | Revision Date | Product CAS # | Date Added |
|--------------|---------------|---------------|------------|
|--------------|---------------|---------------|------------|

6. USING THE SEARCH BAR

Step 1: Begin typing the name of the chemical...

- Chemical names will populate the field as you type.
- Click on the name of the desired chemical.



ST. OLAF COLLEGE

Welcome, [Settings] [Help]

eBinder for **All Locations**

Search eBinder by

All Categories hb quat [Search]

Filters [Share] [Export]

3885 products (0) selected

Select All Sort by Last Added (Descending) [Grid]

| Product Name | Revision Date | Product CAS # | Date Added |
|--------------|---------------|---------------|------------|
|--------------|---------------|---------------|------------|

How To Access Safety Data Sheets

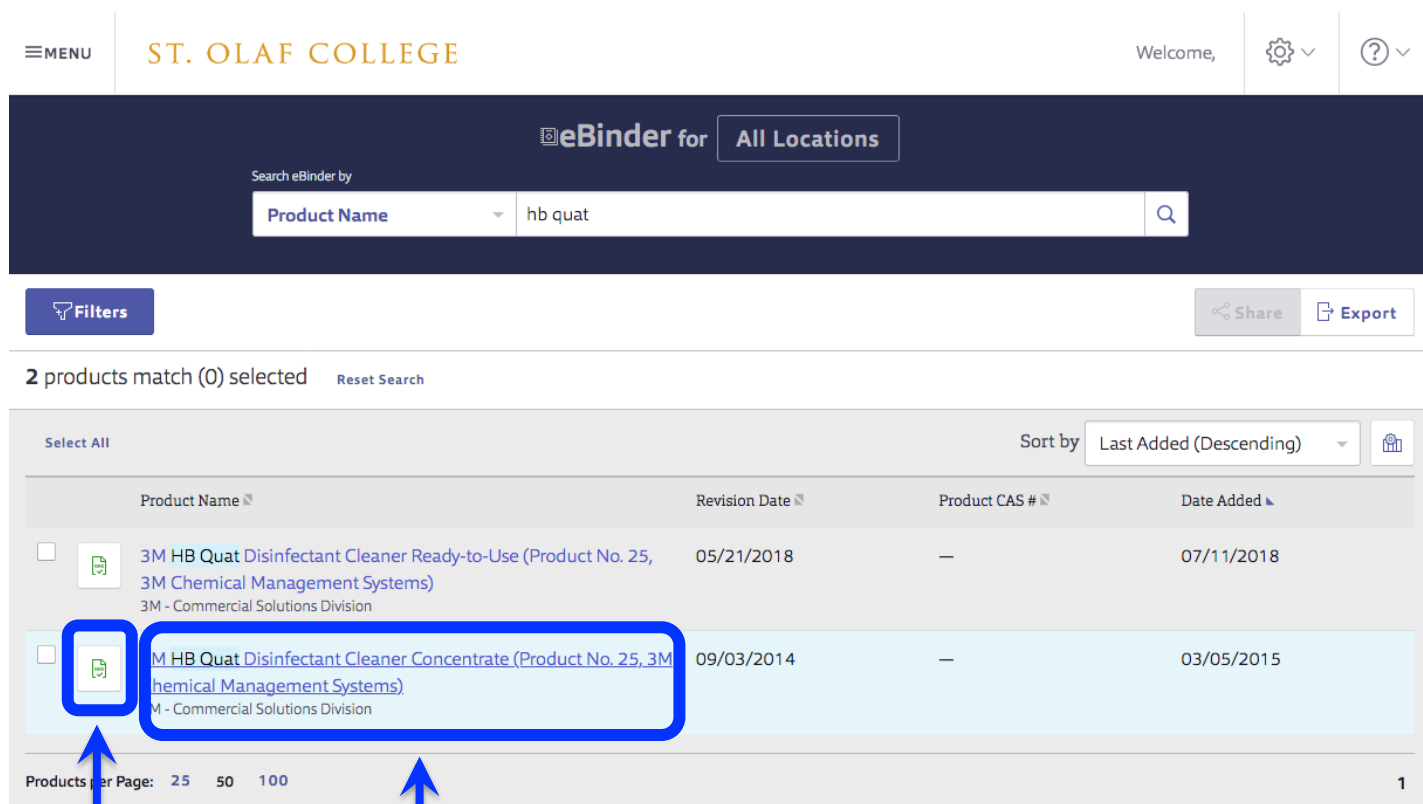
6. USING THE SEARCH BAR

Step 2: Use Option A or Option B to find chemical safety info...



(You may need to scroll down the list to find your exact chemical; e.g., if you type in “acetone” the search will return multiple hits since acetone is purchased from more than one vendor)

Option A: Click on the GHS icon to view the SDS

Option B: Click on the chemical name to view a summary of GHS info



The screenshot shows the eBinder search interface. At the top, there is a navigation bar with a menu icon, 'ST. OLAF COLLEGE', 'Welcome,' a settings gear icon, and a help icon. Below this is a dark blue header with 'eBinder for All Locations'. A search bar is present with a dropdown menu set to 'Product Name' and the search term 'hb quat'. Below the search bar are 'Filters', 'Share', and 'Export' buttons. The main content area shows '2 products match (0) selected' and a 'Reset Search' link. A table of results is displayed with columns for 'Product Name', 'Revision Date', 'Product CAS #', and 'Date Added'. Two products are listed. The first product is '3M HB Quat Disinfectant Cleaner Ready-to-Use (Product No. 25, 3M Chemical Management Systems)' with a revision date of 05/21/2018 and a date added of 07/11/2018. The second product is '3M HB Quat Disinfectant Cleaner Concentrate (Product No. 25, 3M Chemical Management Systems)' with a revision date of 09/03/2014 and a date added of 03/05/2015. A blue box highlights the GHS icon in the first row, and another blue box highlights the product name in the second row. Blue arrows point from the text 'Option A' and 'Option B' below to these respective elements. At the bottom left, there is a 'Products per Page' selector with options 25, 50, and 100, and a page number '1' at the bottom right.

| Product Name | Revision Date | Product CAS # | Date Added |
|---|---------------|---------------|------------|
| <input type="checkbox"/>  3M HB Quat Disinfectant Cleaner Ready-to-Use (Product No. 25, 3M Chemical Management Systems) 3M - Commercial Solutions Division | 05/21/2018 | — | 07/11/2018 |
| <input type="checkbox"/>  3M HB Quat Disinfectant Cleaner Concentrate (Product No. 25, 3M Chemical Management Systems) 3M - Commercial Solutions Division | 09/03/2014 | — | 03/05/2015 |

Option A

Option B

How To Access Safety Data Sheets

6. USING THE SEARCH BAR

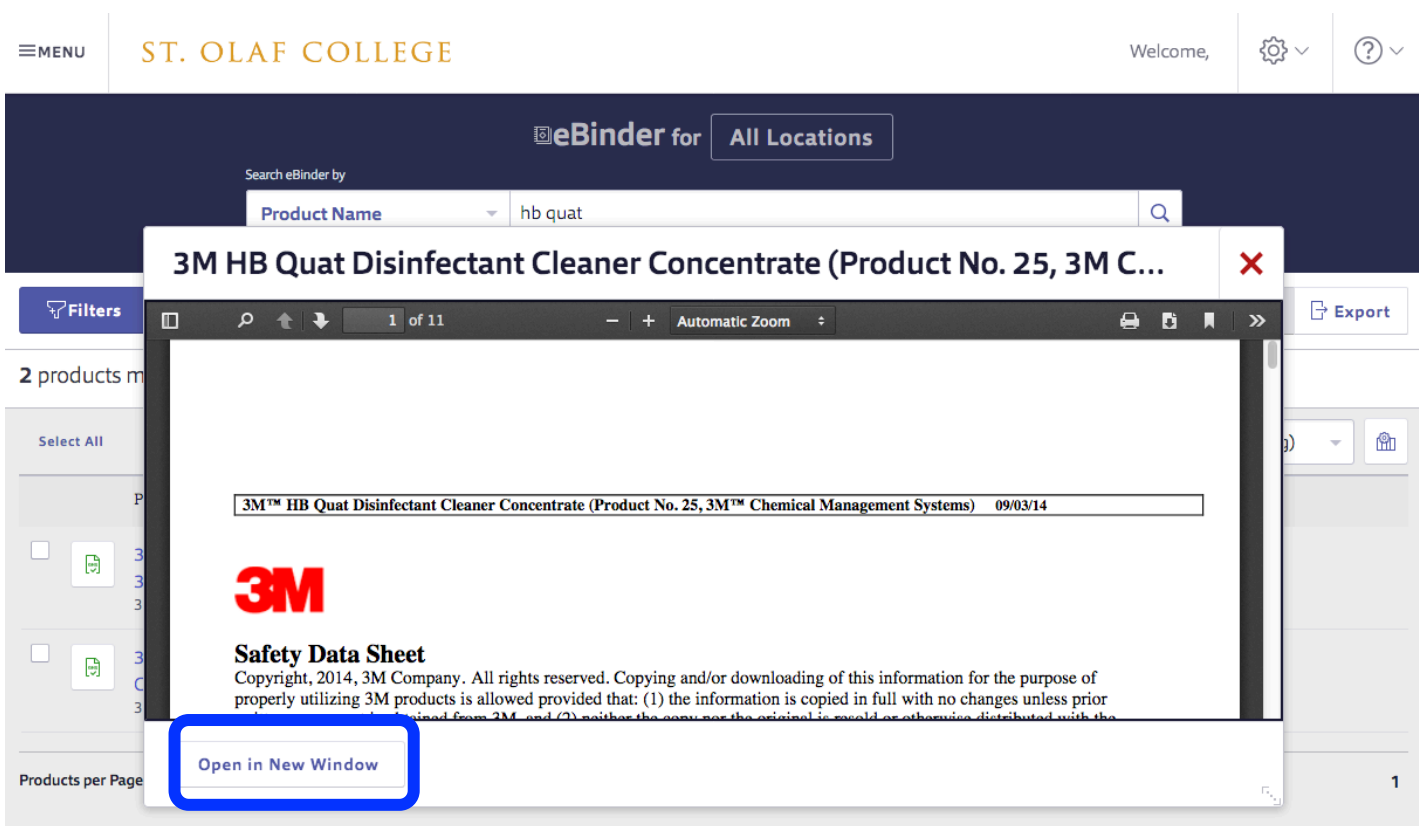
Option A: If you click on the GHS Icon ...



3M HB Quat Disinfectant Cleaner Concentrate (Product No. 25, 3M Chemical Management Systems) 09/03/2014 — 03/05/2015
3M - Commercial Solutions Division

Then the SDS will pop up.

- You can view/scroll through it, download it, or print it.
- You can click on the “Open in New Window” for easier access



MENU ST. OLAF COLLEGE Welcome, [Settings] [Help]

eBinder for All Locations

Search eBinder by

Product Name hb quat

3M HB Quat Disinfectant Cleaner Concentrate (Product No. 25, 3M C... [Close]

Filters 2 products m

Select All

3M™ HB Quat Disinfectant Cleaner Concentrate (Product No. 25, 3M™ Chemical Management Systems) 09/03/14

3M

Safety Data Sheet

Copyright, 2014, 3M Company. All rights reserved. Copying and/or downloading of this information for the purpose of properly utilizing 3M products is allowed provided that: (1) the information is copied in full with no changes unless prior permission is obtained from 3M, and (2) neither the copy nor the original is resold or otherwise distributed with the

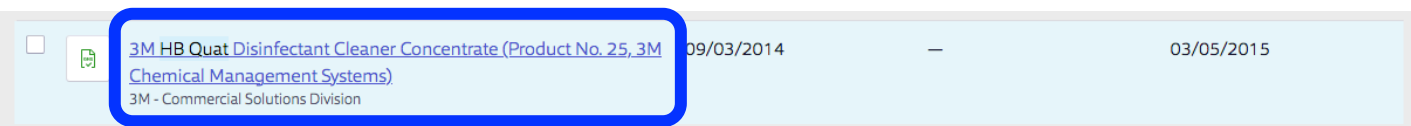
Open in New Window

Products per Page 1

How To Access Safety Data Sheets

6. USING THE SEARCH BAR

Option B: If you click on the chemical name...



Then the product & GHS safety info will pop up.

- This is simply another, perhaps more user-friendly, method of viewing the GHS info.
- You can click on “GHS Information” or “Hazards” or simply scroll down the page.



3M HB Quat Disinfectant Cleaner Concentrate (Product No. 25, 3M Chemical Management Systems)
3M - Commercial Solutions Division

Product Details **GHS Information** Hazards Safety Information

GHS INFORMATION

Precautionary Statements

| | |
|------|--|
| P210 | Keep away from heat/sparks/open flames/hot surfaces. - No smoking. |
| P233 | Keep container tightly closed. |
| P234 | Keep only in original container. |
| P260 | Do not breathe dust/fume/gas/mist/vapours/spray. |
| P264 | Wash ... thoroughly after handling. |
| P280 | Wear protective gloves/protective clothing/eye protection/face protection. |

GHS Classifications



Flammable Liquid

Warning

H226



Corrosive to metals

Warning

H290



Skin corrosion / irritation

Danger

H314



Eye damage / irritation

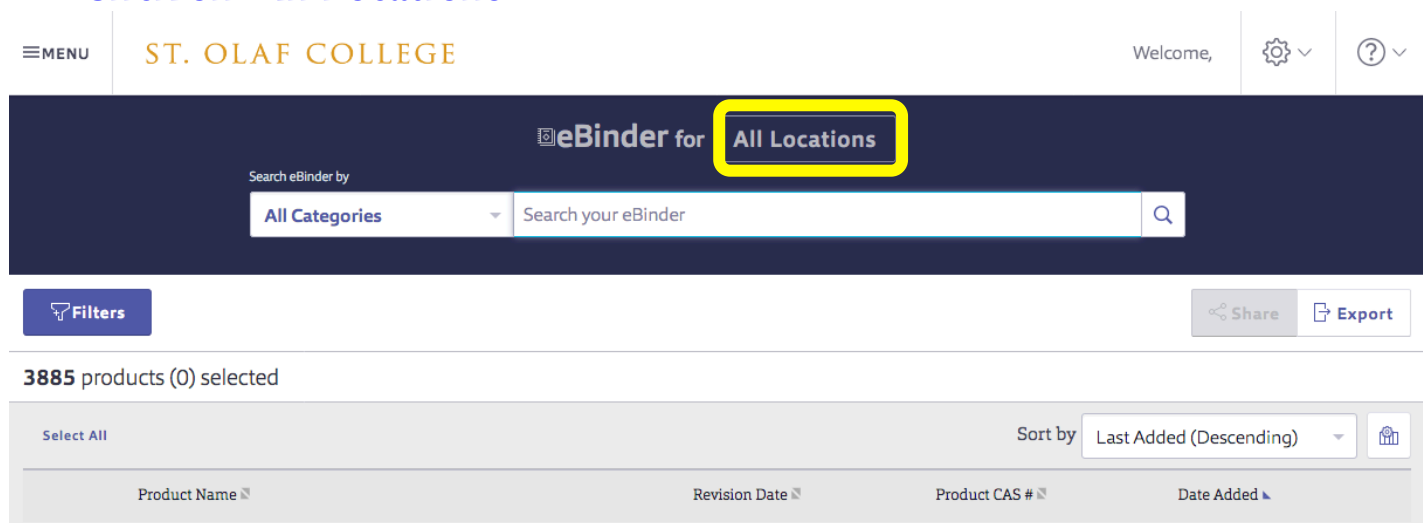
Danger

H318

How To Access Safety Data Sheets

7. SEARCHING BY LOCATION

Click on “All Locations”

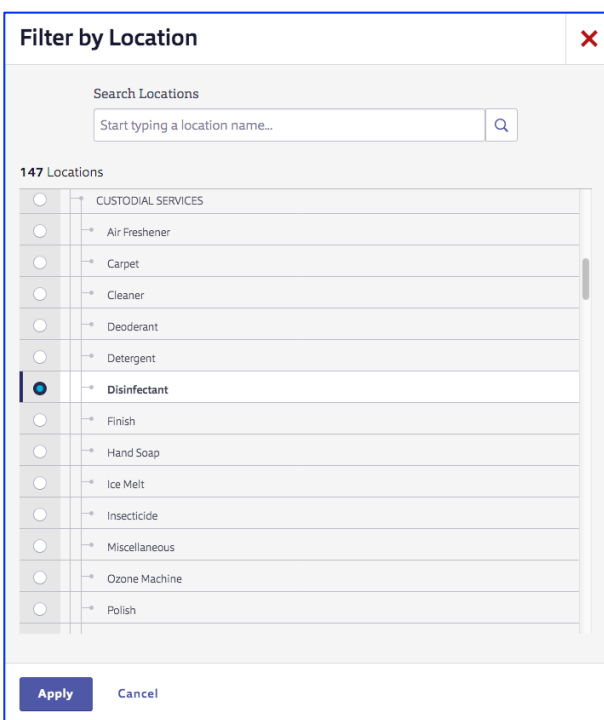


The screenshot shows the top navigation bar with the St. Olaf College logo and a 'MENU' button. Below the navigation bar is a dark blue header for the 'eBinder for All Locations' interface. A search bar is present with a dropdown menu set to 'All Categories' and a search icon. A yellow box highlights the 'All Locations' button. Below the search bar are 'Filters', 'Share', and 'Export' buttons. The main content area shows '3885 products (0) selected' and a 'Sort by' dropdown set to 'Last Added (Descending)'. Below this is a table header with columns: Product Name, Revision Date, Product CAS #, and Date Added.

7. SEARCHING BY LOCATION

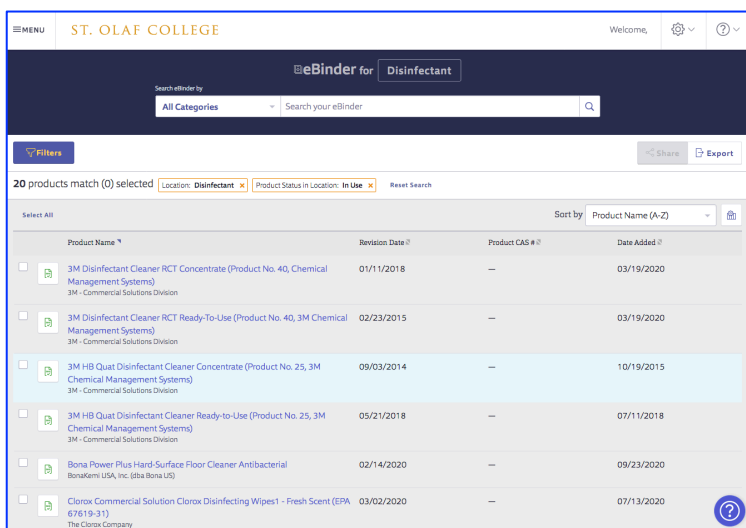
Locations are organized into 3 groups: Facilities, Academics, & Athletics.

- In the example below, we have scrolled down to select the “Disinfectant” category within the “Custodial Services” subgroup of Facilities.
- Click “Apply” after you have selected the category that you want.



The screenshot shows a 'Filter by Location' dialog box with a search bar and a list of 147 locations. The 'Disinfectant' category is selected. The dialog box has 'Apply' and 'Cancel' buttons at the bottom.

- The list of substances within that category will appear.
- You can then click on the substance’s GHS icon or it’s name.



The screenshot shows the eBinder interface with the search results for 'Disinfectant'. The search bar is set to 'Disinfectant' and the results show 20 products. The first product is highlighted in blue. The table has columns: Product Name, Revision Date, Product CAS #, and Date Added.

| Product Name | Revision Date | Product CAS # | Date Added |
|---|---------------|---------------|------------|
| 3M Disinfectant Cleaner RCT Concentrate (Product No. 40, Chemical Management Systems) 3M - Commercial Solutions Division | 01/11/2018 | — | 03/19/2020 |
| 3M Disinfectant Cleaner RCT Ready-To-Use (Product No. 40, 3M Chemical Management Systems) 3M - Commercial Solutions Division | 02/23/2015 | — | 03/19/2020 |
| 3M HB Quat Disinfectant Cleaner Concentrate (Product No. 25, 3M Chemical Management Systems) 3M - Commercial Solutions Division | 09/03/2014 | — | 10/19/2015 |
| 3M HB Quat Disinfectant Cleaner Ready-to-Use (Product No. 25, 3M Chemical Management Systems) 3M - Commercial Solutions Division | 05/21/2018 | — | 07/11/2018 |
| Bona Power Plus Hard-Surface Floor Cleaner Antibacterial BonaKemi USA, Inc. (dba Bona US) | 02/14/2020 | — | 09/23/2020 |
| Clorox Commercial Solution Clorox Disinfecting Wipes1 - Fresh Scent (EPA 67619-31) The Clorox Company | 03/02/2020 | — | 07/13/2020 |