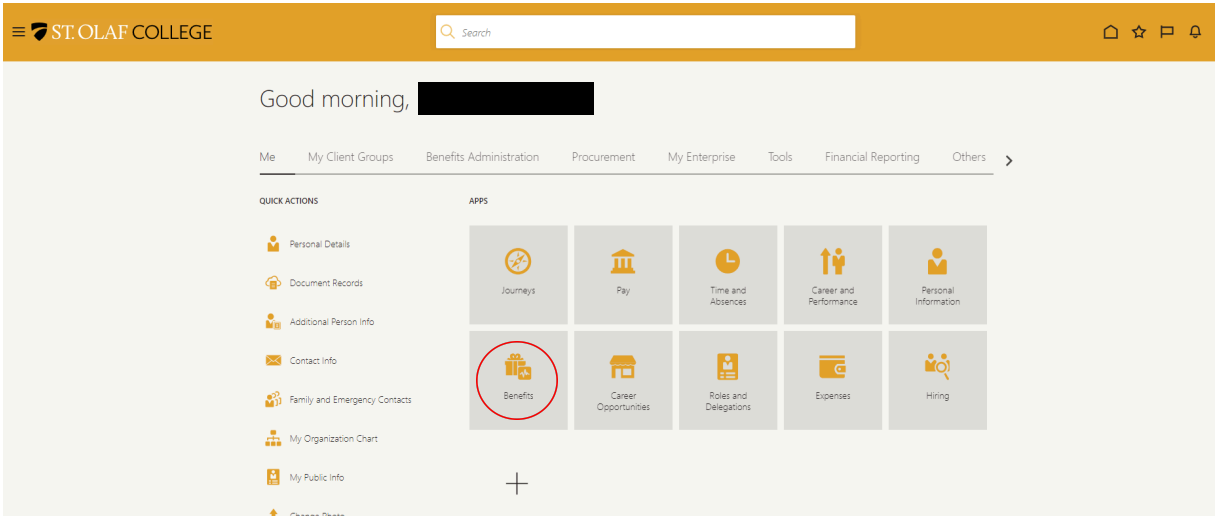


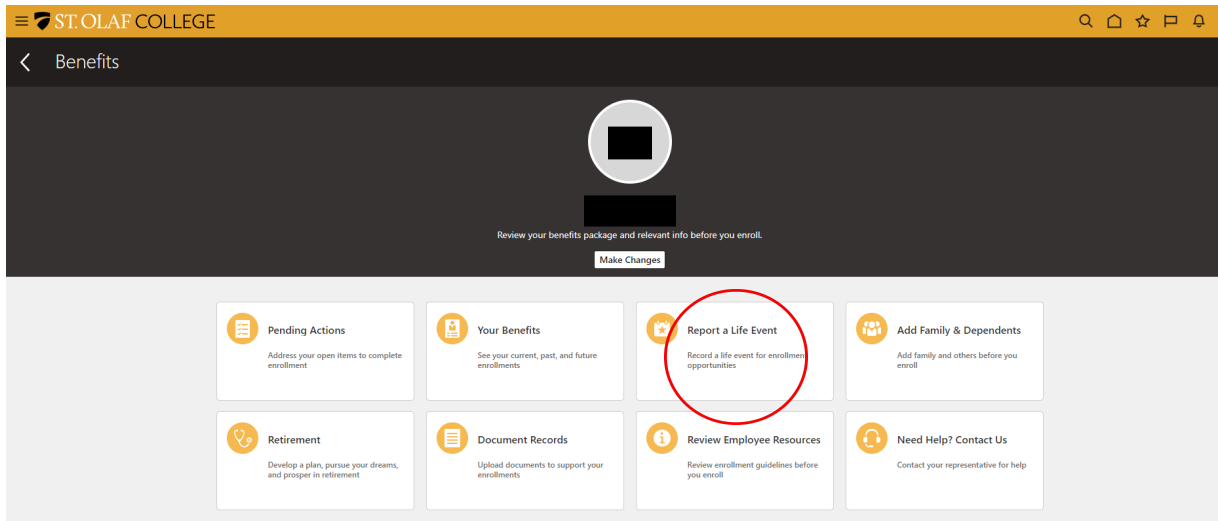
How-to: Employee turned 26

Log in to Oracle here: [Oracle login](#)

On the 'Me' screen, select the "Benefits" tile.



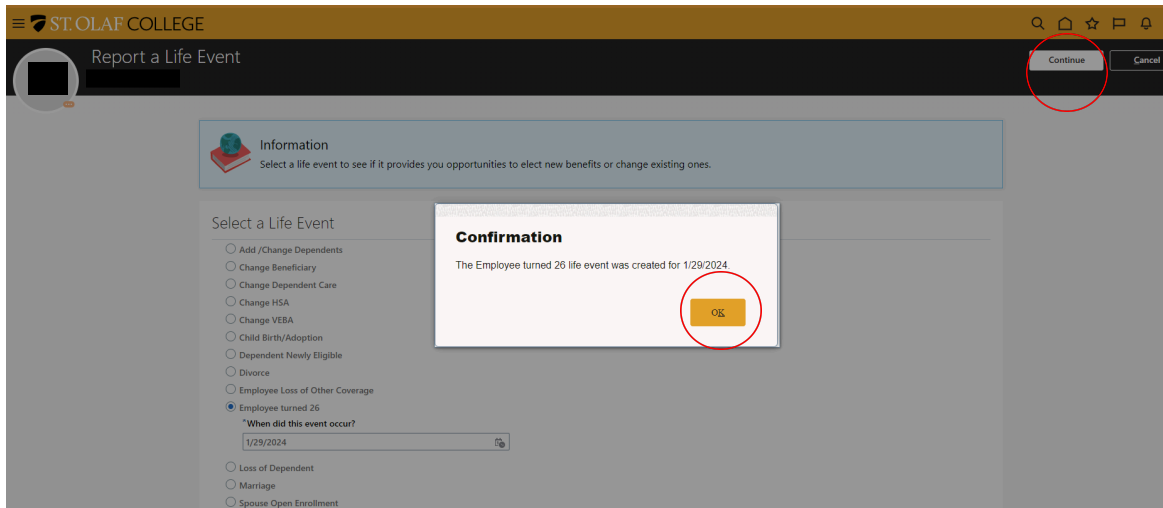
Then select "Report a Life Event."



From the drop-down menu under “Select a Life Event,” choose “Employee turned 26.”

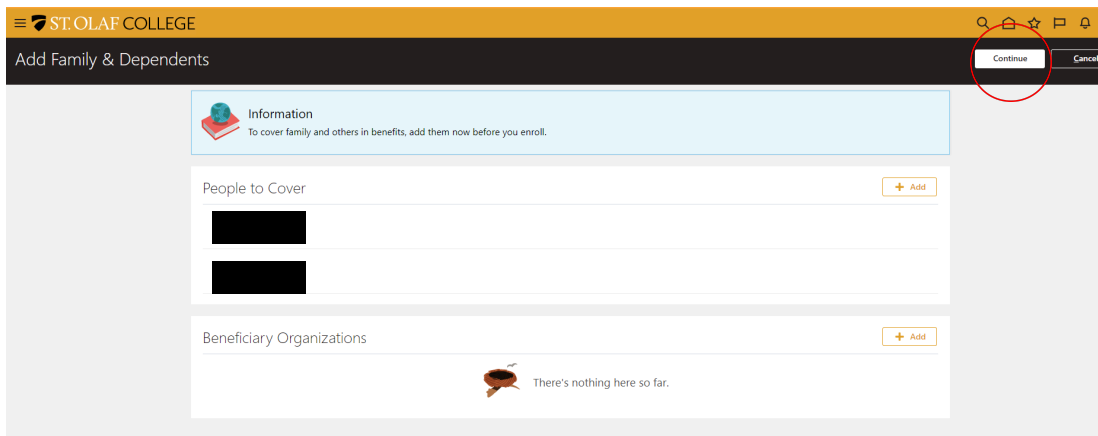
In response to the question, “When did this event occur?” enter **the date you turned 26**. Then click the “Continue” button at the top-right-hand corner of your screen.

A pop-up, “Confirmation,” will appear. Click the “OK” button. Then click the “Continue” button at the top-right-hand corner of your screen.

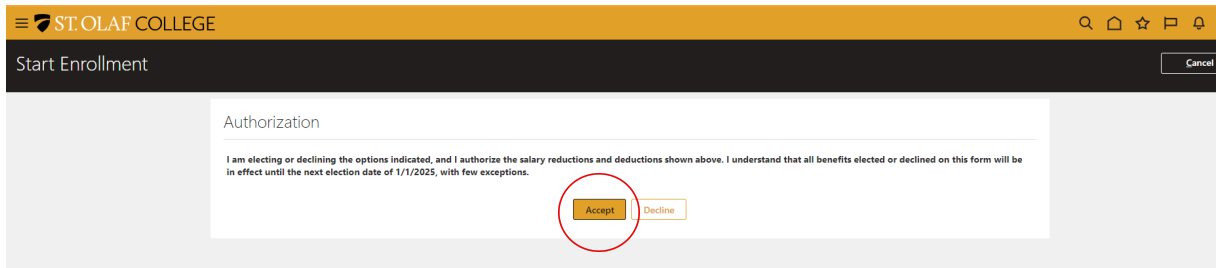


You will automatically be brought to the “Add Family & Dependents” screen. Simply click the “Continue” button on the top-right-hand corner of your screen.

Note: if you wish, at this time you can review and revise the information on this screen. You can add family and dependents under “People to Cover” and trusts or other beneficiary organizations under “Beneficiary Organizations.”



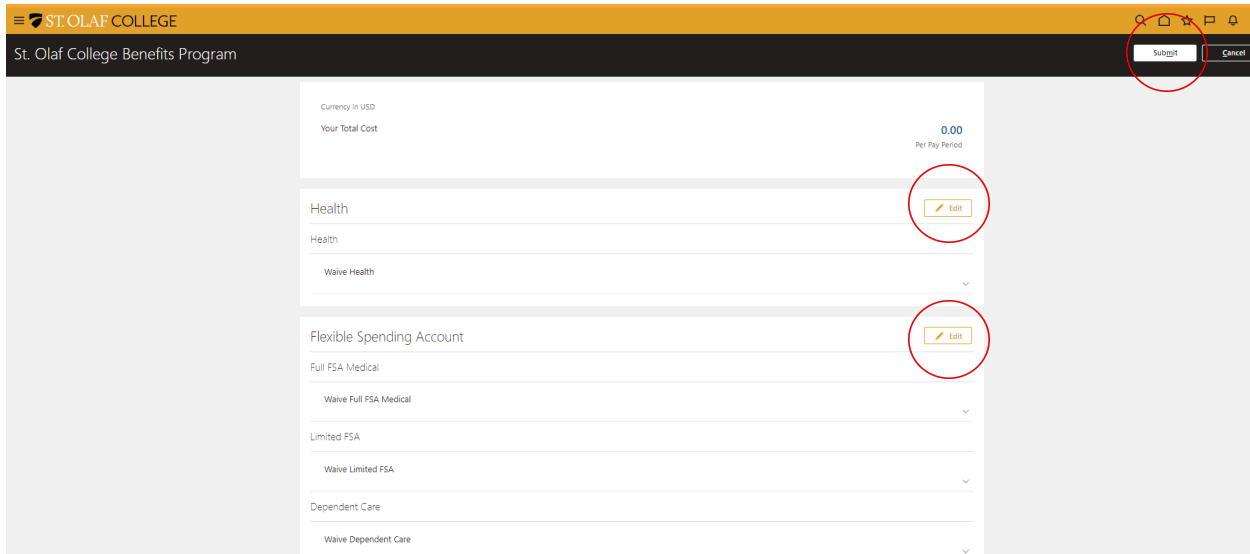
The next screen, “Authorization,” will ask you to authorize the election that you are about to make. Please read the authorization, and then click the “Accept” button.



Here you will select each benefit using the “Edit” pencil icon. Scroll down the screen to view each benefit. Please make sure that you are electing the correct coverage (Employee Only, Employee +1, or Family), and that you are selecting each dependent for each benefit.

Once you are finished and have reviewed your elections, select “Submit” at the top right of your screen.

Note: All benefits are defaulted to waive. You must elect each benefit you wish to receive.



You will automatically be brought to a confirmation screen.

Note: Changes to benefits become effective on the first of the month concurrent with, or following, the date of change.

The screenshot shows a mobile application interface for the St. Olaf College Benefits Program. At the top, there is a navigation bar with the college logo and name on the left, and search, home, star, and notification icons on the right. Below the navigation bar, the page title is "Confirmation" with a sub-header "St. Olaf College Benefits Program" and a "Print" button. The main content area features a green confirmation message: "Confirmation Your benefit elections were saved. You can make changes until 11:59 PM CST, 2/23/2024." Below this, a summary box shows "Currency in USD" and "Your Total Cost Each Pay Period" as 79.50. A "Health" section lists the "Coupe High Deductible Health Plan" with details: "Employee only", "Coverage Start Date 1/24/2024", "Annual Amount 1,668.00", and "Employer Rate 69.50".

Item	Value
Currency in USD	
Your Total Cost Each Pay Period	79.50
Health	
Coupe High Deductible Health Plan	69.50
Employee only	
Coverage Start Date	1/24/2024
Annual Amount	1,668.00
Employer Rate	69.50