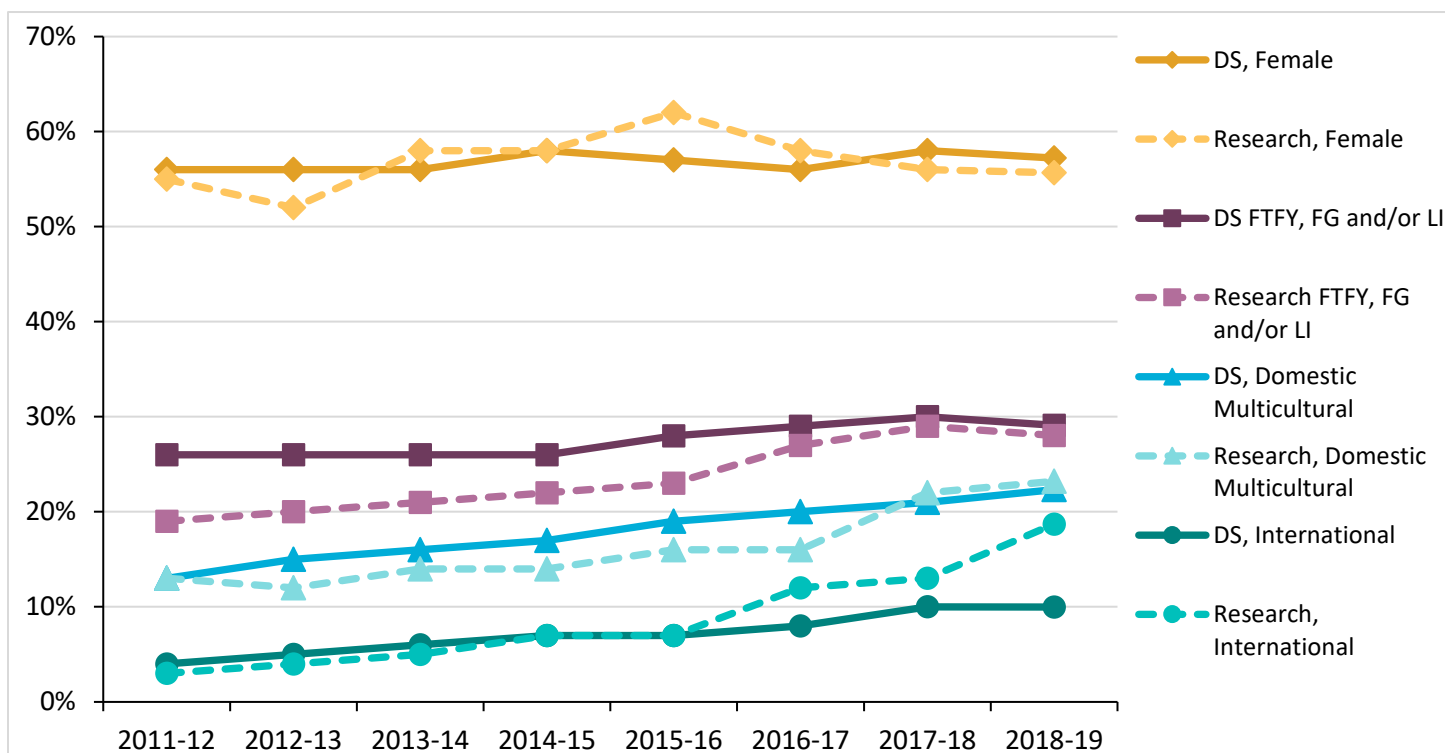


Table 1. Access and Equity in St. Olaf Research: IS, IR, DUR, Summer Research

Demographic Group	Academic Year							
	2011-12	2012-13	2013-14	2014-15	2015-16	2016-17	2017-18	2018-19
DS, Female	56%	56%	56%	58%	57%	56%	58%	57%
Research, Female	55%	52%	58%	58%	62%	58%	56%	56%
DS FTFY, FG and/or LI	26%	26%	26%	26%	28%	29%	30%	29%
Research FTFY, FG and/or LI	19%	20%	21%	22%	23%	27%	29%	28%
DS, Domestic Multicultural	13%	15%	16%	17%	19%	20%	21%	22%
Research, Domestic Multicultural	13%	12%	14%	14%	16%	16%	22%	23%
DS, International	4%	5%	6%	7%	7%	8%	10%	10%
Research, International	3%	4%	5%	7%	7%	12%	13%	19%

Figure 1. Access and Equity in St. Olaf Research: IS, IR, DUR, Summer Research



Definitions for Table 1 & Figure 1

FTFY: Full-time first year

DS: All degree-seeking students enrolled fall semester each year

Research: Students completing at least one experience in IS, IR, DUR, or summer research (unduplicated) each year

FG and/or LI: % of students designated as first-generation or low-income by Student Support Services eligibility for FTFY cohorts only

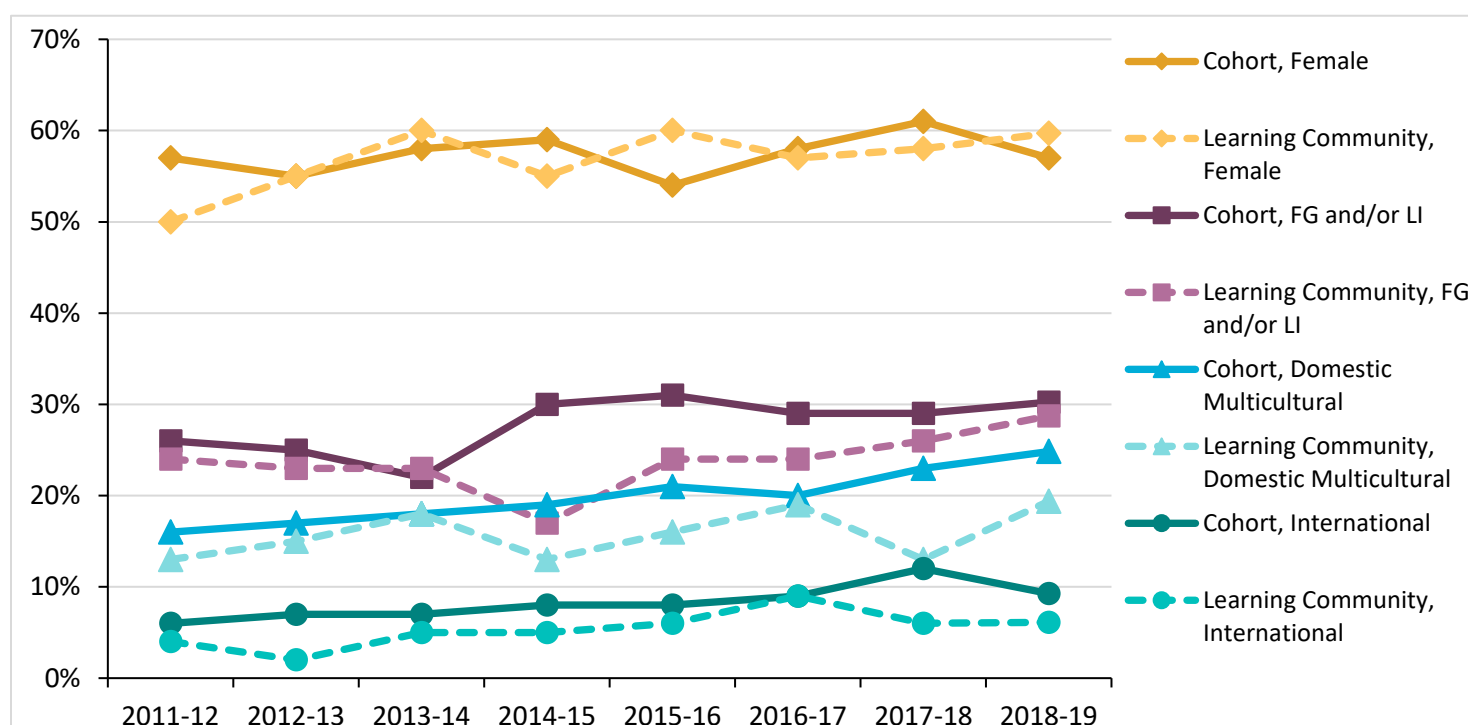
Domestic Multicultural: % of domestic students of known race/ethnicity that are multicultural

International: % of all students documented as non-resident international

Table 2. Access and Equity in St. Olaf Learning Communities: All Programs¹

Demographic Group	Academic Year							
	2011-12	2012-13	2013-14	2014-15	2015-16	2016-17	2017-18	2018-19
Cohort, Female	57%	55%	58%	59%	54%	58%	61%	57%
Learning Community, Female	50%	55%	60%	55%	60%	57%	58%	60%
Cohort, FG and/or LI	26%	25%	22%	30%	31%	29%	29%	30%
Learning Community, FG and/or LI	24%	23%	23%	17%	24%	24%	26%	29%
Cohort, Domestic Multicultural	16%	17%	18%	19%	21%	20%	23%	25%
Learning Community, Domestic Multicultural	13%	15%	18%	13%	16%	19%	13%	19%
Cohort, International	6%	7%	7%	8%	8%	9%	12%	9%
Learning Community, International	4%	2%	5%	5%	6%	9%	6%	6%

Figure 2. Access and Equity in St. Olaf Learning Communities: All Programs



Definitions for Table 2 & Figure 2

Cohort: Full-time First-time enrolled, fall semester

Learning Community: Students completing a learning community series, academic year completed. Students completing more than one community are double-counted. Students in Public Affairs Conversation, new in 2015-16, are also required to complete a paid internship, which is not tracked in this system. Included in this data is completion of the second course.

FG and/or LI: % of students designated as first-generation or low-income by Student Support Services eligibility

Domestic Multicultural: % of domestic students of known race/ethnicity that are multicultural

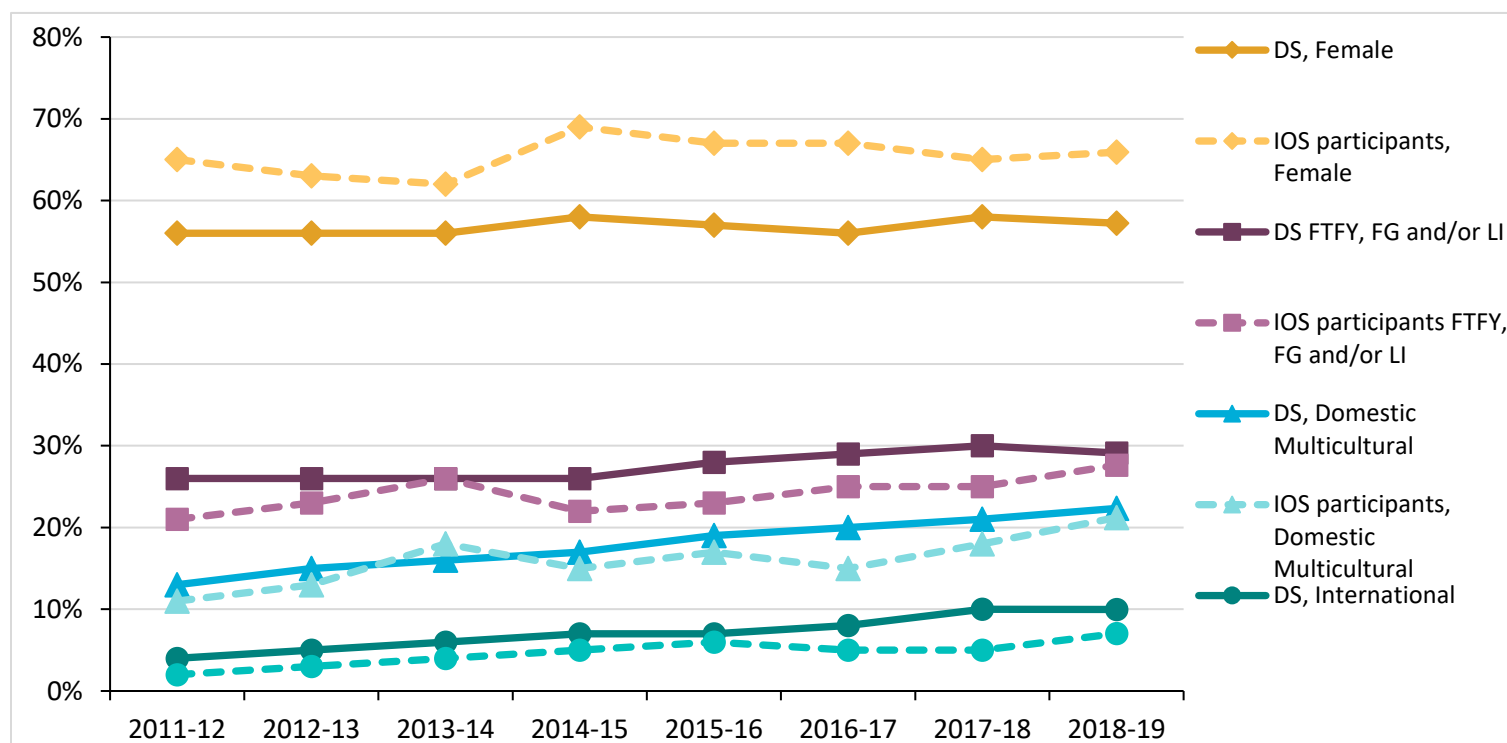
International: % of all students documented as non-resident international

¹ Note that many learning communities are completed in the sophomore year, so appropriate cohort comparison would be the previous year. However, Environmental Conversation and CH/BI are completed in the first year, and Public Affairs Conversation is completed in either the junior or senior year. Cohort comparisons become less relevant for these groups.

Table 3. Access and Equity in Off-Campus Study

Demographic Group	Academic Year							
	2011-12	2012-13	2013-14	2014-15	2015-16	2016-17	2017-18	2018-19
DS, Female	56%	56%	56%	58%	57%	56%	58%	57%
IOS participants, Female	65%	63%	62%	69%	67%	67%	65%	66%
DS FTFY, FG and/or LI	26%	26%	26%	26%	28%	29%	30%	29%
IOS participants FTFY, FG and/or LI	21%	23%	26%	22%	23%	25%	25%	28%
DS, Domestic Multicultural	13%	15%	16%	17%	19%	20%	21%	22%
IOS participants, Domestic Multicultural	11%	13%	18%	15%	17%	15%	18%	21%
DS, International	4%	5%	6%	7%	7%	8%	10%	10%
IOS participants, International	2%	3%	4%	5%	6%	5%	5%	7%

Figure 3. Access and Equity in Off-Campus Study



Definitions for Table 3 and Figure 3

FTFY: Full-time first year

DS: All degree-seeking students enrolled fall semester each year

IOS participants: Students participating at least one off-campus experience for academic credit each year. Includes international IS, IR, internships, summer, and transfer credits (unduplicated each year)

FG and/or LI: % of students designated as first-generation or low-income by Student Support Services eligibility for FTFY cohorts only

Domestic Multicultural: % of domestic students of known race/ethnicity that are multicultural

International: % of all students documented as non-resident international