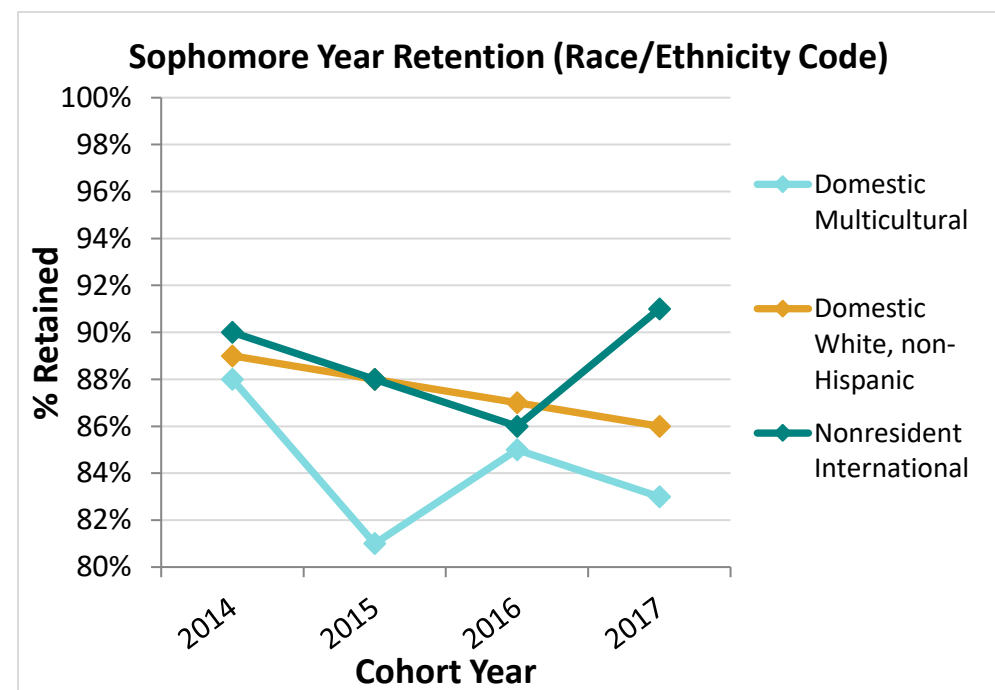
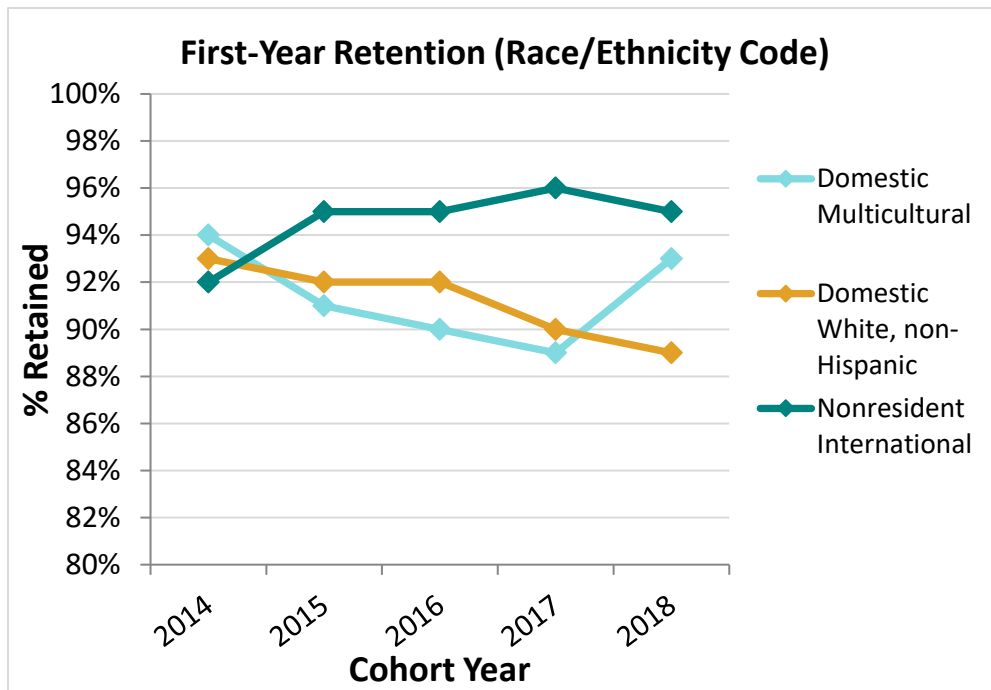


Table 1. First and Sophomore year retention rates by race/ethnicity code, 2014-2018 student cohorts

Race/Ethnicity Code	First-Year Retention ¹ (Entering Cohort Year)					Sophomore Year Retention ² (Entering Cohort Year)				
	2014	2015	2016	2017	2018	2014	2015	2016	2017	2018
Overall	93%	92%	92%	91%	91%	89%	87%	87%	86%	-
Domestic Multicultural	94%	91%	90%	89%	93%	88%	81%	85%	83%	-
Domestic White, non-Hispanic	93%	92%	92%	90%	89%	89%	88%	87%	86%	-
Nonresident International	92%	95%	95%	96%	95%	90%	88%	86%	91%	-

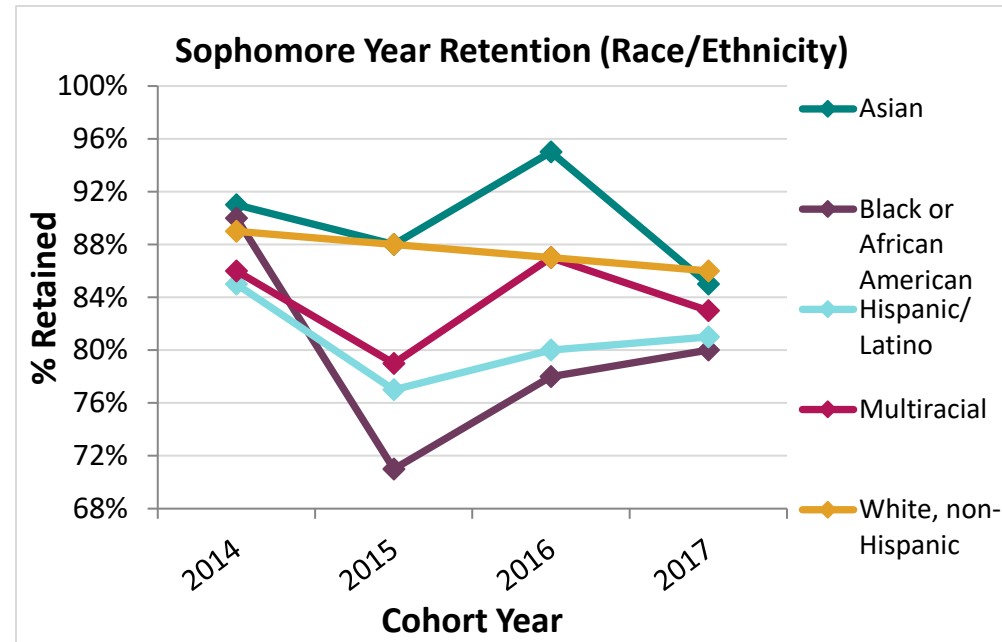
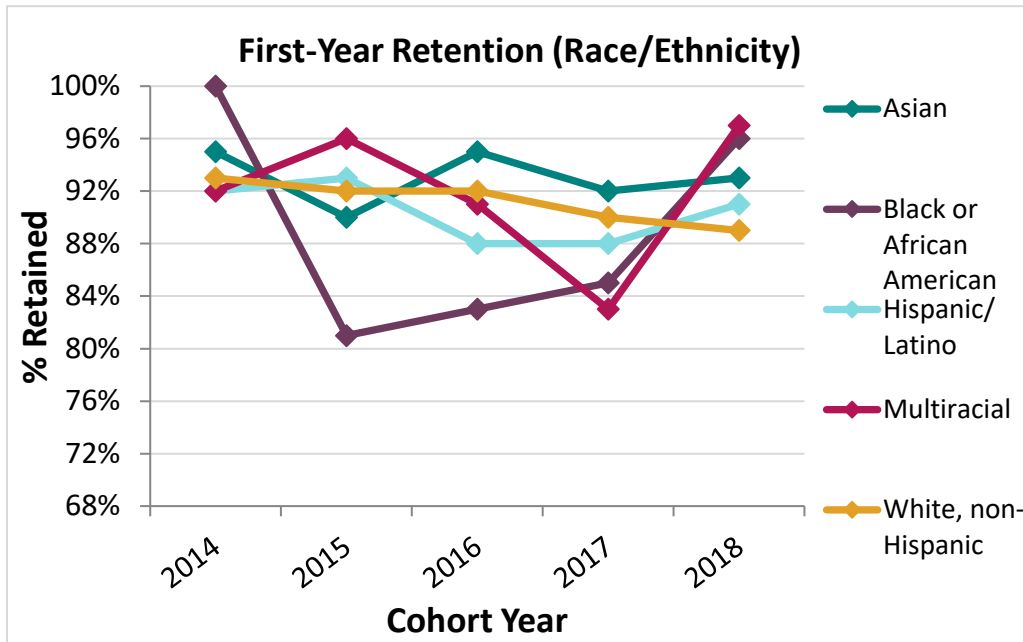


¹ Percentage of the original entering first-year cohort who remained enrolled for the fall of their second year

² Percentage of the original entering first-year cohort who remained enrolled for the fall of their third year

Table 2. First and Sophomore year retention rates by individual race/ethnicity category (domestic students only), 2014-2018 student cohorts

Race/Ethnicity ³	First-Year Retention (Entering Cohort Year)					Sophomore Year Retention (Entering Cohort Year)				
	2014	2015	2016	2017	2018	2014	2015	2016	2017	2018
Overall	93%	92%	92%	91%	91%	89%	87%	87%	86%	-
Asian	95%	90%	95%	92%	93%	91%	88%	95%	85%	-
Black or African American	100%	81%	83%	85%	96%	90%	71%	78%	80%	-
Hispanic/Latino	92%	93%	88%	88%	91%	85%	77%	80%	81%	-
Multiracial	92%	96%	91%	83%	97%	86%	79%	87%	83%	-
White, non-Hispanic	93%	92%	92%	90%	89%	89%	88%	87%	86%	-



³ Students identifying as Native Hawaiian/Pacific Islander or American Indian/Alaska Native were excluded due to the low numbers of these students in these cohorts.

Table 3. First and Sophomore year retention rates by TRIO eligibility code, 2014-2018 student cohorts

TRIO Eligibility Code	First-Year Retention (Entering Cohort Year)					Sophomore Year Retention (Entering Cohort Year)				
	2014	2015	2016	2017	2018	2014	2015	2016	2017	2018
Overall	93%	92%	92%	91%	91%	89%	87%	87%	86%	-
First Generation (FG)	92%	86%	89%	92%	93%	79%	78%	77%	86%	-
Low Income (LI)	93%	95%	95%	91%	89%	92%	87%	88%	85%	-
LIFG	94%	92%	88%	91%	90%	91%	83%	86%	85%	-
Non-LI/FG	93%	93%	92%	89%	91%	89%	88%	87%	85%	-

